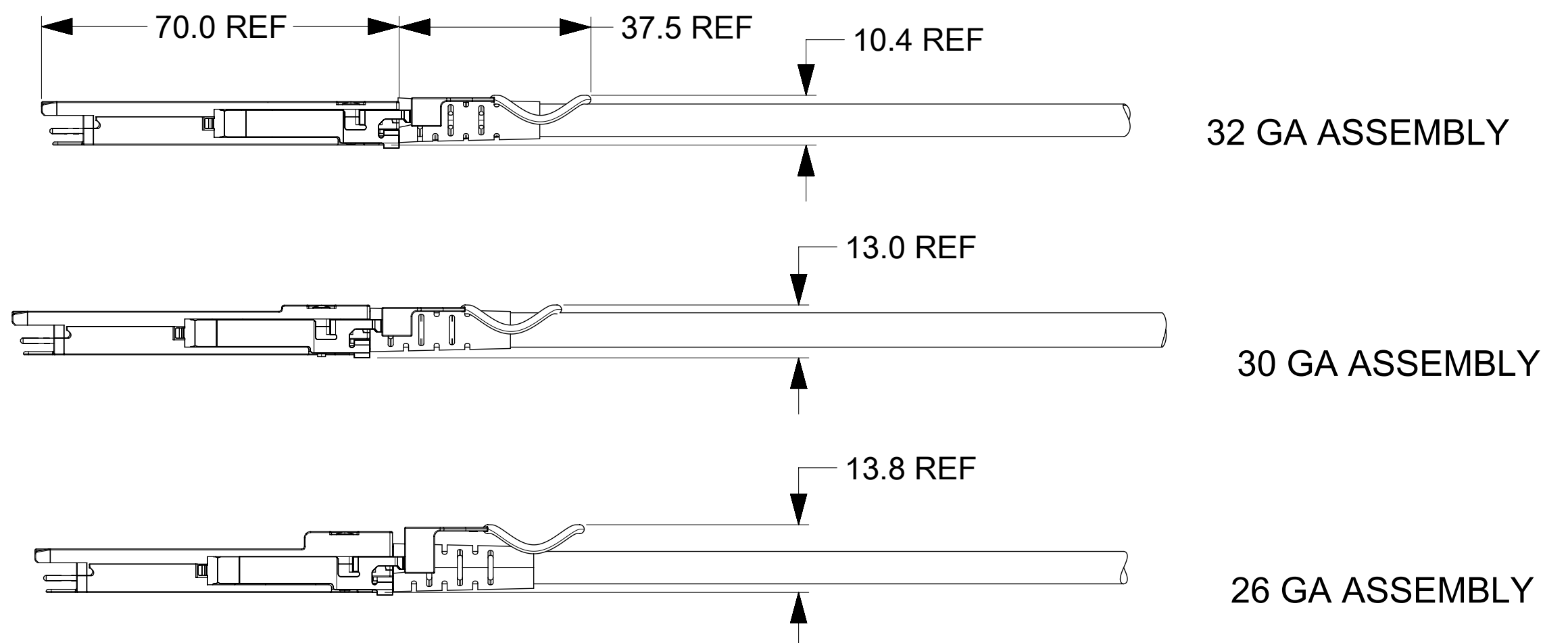


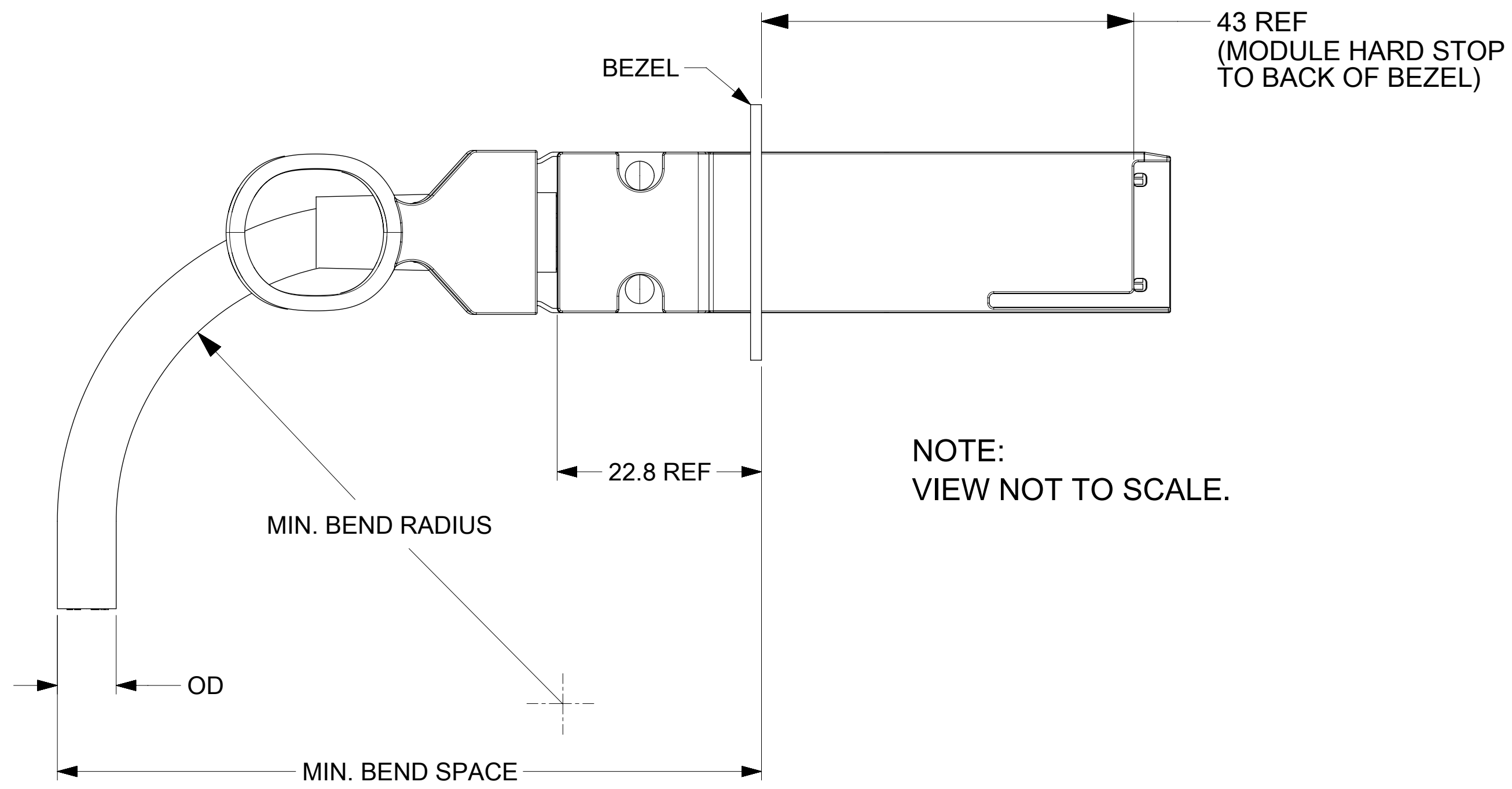
CABLE LABEL (SEE SHEET 3)
 * FOR CABLES UNDER 2 METERS,
 ONLY ONE LABEL ON P1 END



- NOTES:
1. CABLE LENGTH DEPENDS ON WIRE GAUGE, DATA RATE, AND HOST BOARD DRIVER CAPABILITIES
 2. MATERIALS:
 BACKSHELLS - ZINC DIE CAST WITH BRIGHT NICKEL PLATING
 DELATCH - STAINLESS STEEL WITH OVERMOLDED NYLON
 PCB - HALOGEN FREE
 RIVETS - STAINLESS STEEL
 3. IMPEDANCE - 100 OHMS DIFFERENTIAL
 4. CABLE ASSEMBLY IS UL RECOGNIZED
 5. CABLES LESS THAN 1.0M AND UNDER 26AWG NOT GUARANTEED TO MEET SCC11 AND/OR SCC22
 6. RoHS COMPLIANT, NO EXEMPTIONS

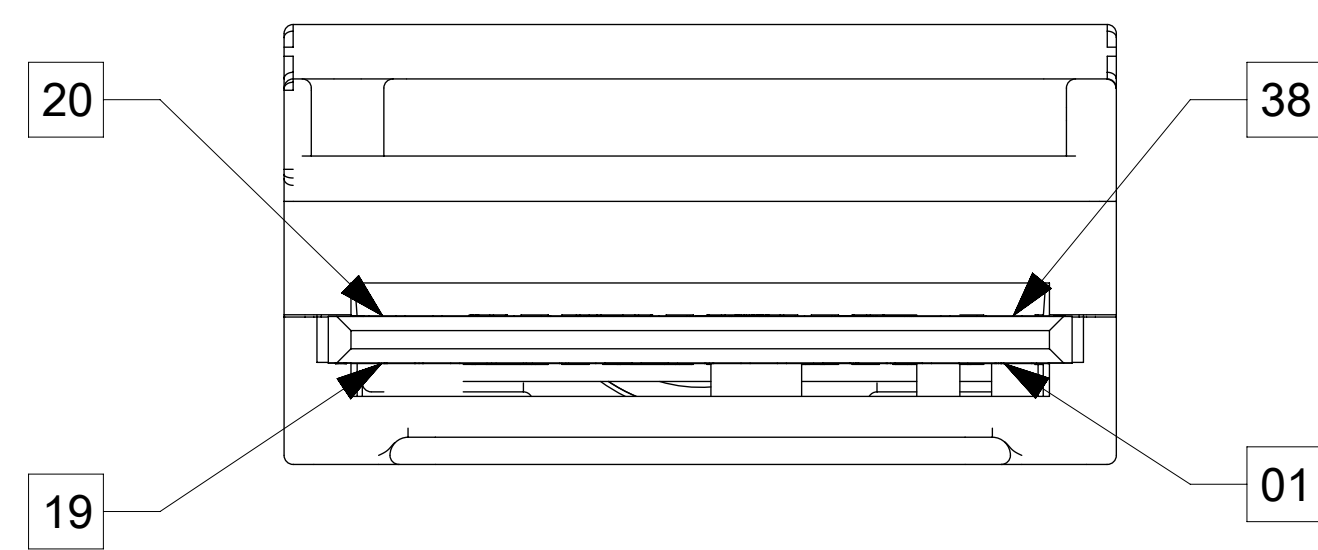
THIS DRAWING CONTAINS INFORMATION THAT IS PROPRIETARY TO MOLEX ELECTRONIC TECHNOLOGIES, LLC AND SHOULD NOT BE USED WITHOUT WRITTEN PERMISSION											
EC NO: 113007 DRWN: DRAMIREZ02 CHKD: GBARDELLA REV/ APPR: ARAYBURN	2017/01/27	GENERAL TOLERANCES (UNLESS SPECIFIED)		DIMENSION UNITS	SCALE	 ZQSFP+ TO ZQSFP+ QSFP28 PASSIVE CABLE ASSEMBLY					
	2017/02/02	ANGULAR TOL ± 1.0 °		MM	1.5:1						
	2017/02/06	4 PLACES ±		DRWN BY	DATE						
		3 PLACES ±		KNAGANNA	2016/09/12	PRODUCT CUSTOMER DRAWING					
		2 PLACES ± 0.13		CHKD BY	DATE	SERIES	MATERIAL NUMBER	CUSTOMER			
		1 PLACE ± 0.25		DRAMIREZ02	2016/09/21	100297	SEE SHEET 3	GENERAL MARKET			
	0 PLACES ±		APPR BY	DATE	DOCUMENT NUMBER		DOC TYPE	DOC PART	SHEET NUMBER		
	DRAFT WHERE APPLICABLE MUST REMAIN WITHIN DIMENSIONS		ARAYBURN	2016/09/22	1002970001	PSD	000	1 OF 3			
			DRAWING SIZE	THIRD ANGLE PROJECTION							
			D								

CABLE BEND RADIUS



CABLE AWG	OD (mm)	MIN BEND RADIUS (mm)	MIN BEND SPACE (mm)
26	9.53	48	80
30	6.35	32	61
32	4.95	25	53

PINOUT



SCALE 6:1

LOW SPEED SIGNALS P1 & P2	
PAD	SIGNAL
08	ModSelL
09	ResetL
10	VccRx
11	SCL
12	SDA
27	ModPrsL
28	IntL
29	VccTx
30	Vcc1
31	LPMODE

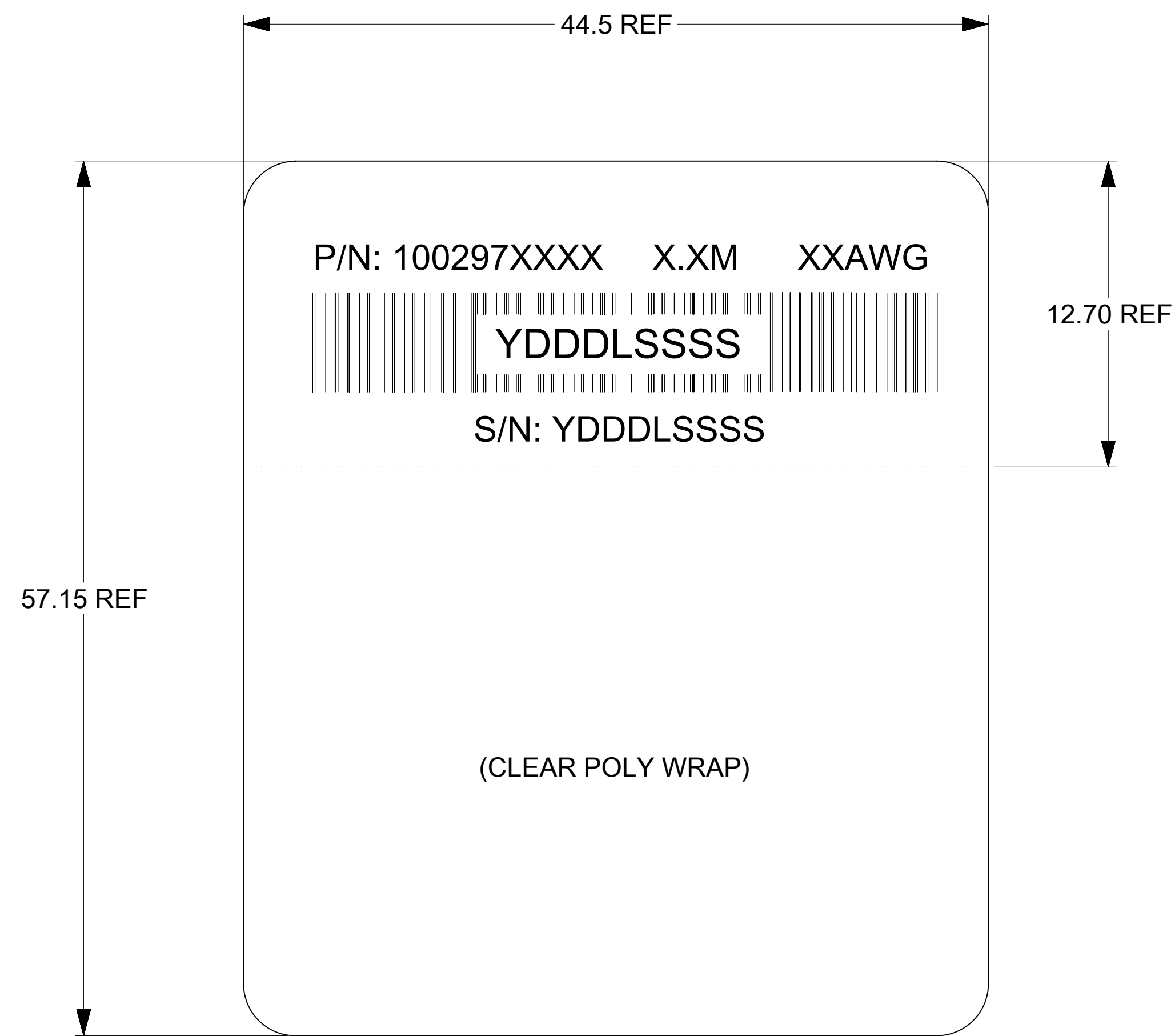
WIRING DIAGRAM			
P1 END		P2 END	
PAD	SIGNAL	PAD	SIGNAL
01	GND (TX)	20	GND (RX)
02	TX2n	21	RX2n
03	TX2p	22	RX2p
04	GND (TX)	23	GND (RX)
05	TX4n	24	RX4n
06	TX4p	25	RX4p
07	GND (TX)	26	GND (RX)
13	GND (RX)	32	GND (TX)
14	RX3p	33	TX3p
15	RX3n	34	TX3n
16	GND (RX)	35	GND (TX)
17	RX1p	36	TX1p
18	RX1n	37	TX1n
19	GND (RX)	38	GND (TX)
20	GND (RX)	01	GND (TX)
21	RX2n	02	TX2n
22	RX2p	03	TX2p
23	GND (RX)	04	GND (TX)
24	RX4n	05	TX4n
25	RX4p	06	TX4p
26	GND (RX)	07	GND (TX)
32	GND (TX)	13	GND (RX)
33	TX3p	14	RX3p
34	TX3n	15	RX3n
35	GND (TX)	16	GND (RX)
36	TX1p	17	RX1p
37	TX1n	18	RX1n
38	GND (TX)	19	GND (RX)

- NOTES:
- DC BLOCKING CAPS ON RECEIVE SIDE ONLY
 - CABLE COILED AND PACKAGED IN BEST FIT ESD BAG AND SEALED WITH ESD LABEL FOR SHIPPING

THIS DRAWING CONTAINS INFORMATION THAT IS PROPRIETARY TO MOLEX ELECTRONIC TECHNOLOGIES, LLC AND SHOULD NOT BE USED WITHOUT WRITTEN PERMISSION

EC NO: 113007 DRWN: DRAMIREZ02 CHKD: GBARDELLA REV APPR: ARAYBURN	2017/01/27 2017/02/02 2017/02/06	GENERAL TOLERANCES (UNLESS SPECIFIED) ANGULAR TOL ± 1.0 ° 4 PLACES ± 3 PLACES ± 2 PLACES ± 0.13 1 PLACE ± 0.25 0 PLACES ± DRAFT WHERE APPLICABLE MUST REMAIN WITHIN DIMENSIONS	DIMENSION UNITS: MM SCALE: 1:1 DRWN BY: KNAGANNA DATE: 2016/09/12 CHKD BY: DRAMIREZ02 DATE: 2016/09/21 APPR BY: ARAYBURN DATE: 2016/09/22	<p>ZQSFP+ TO ZQSFP+ QSF28 PASSIVE CABLE ASSEMBLY</p> <p>PRODUCT CUSTOMER DRAWING</p> <p>SERIES: 100297 MATERIAL NUMBER: SEE SHEET 3 CUSTOMER: GENERAL MARKET</p> <p>DOCUMENT NUMBER: 1002970001 DOC TYPE: PSD DOC PART: 000 SHEET NUMBER: 2 OF 3</p>
	DRAWING SIZE: D THIRD ANGLE PROJECTION			

LABEL DETAILS



P/N: 100297XXXX - MOLEX PART NUMBER (SEE P/N TABLE)

X.XM - CABLE LENGTH IN METERS (EXAMPLES - 0.5M, 1.0M, 1.5M)

XXAWG - CABLE SIZE IN AWG

S/N: YDDDLSSSS - SERIAL NUMBER

Y = YEAR, THE LAST DIGIT OF YEAR

DDD = DAY OF THE YEAR

L = LOCATION

1 - USA

2 - MEXICO

3 - CHINA

4 - PHILIPPINES

SSSS = SERIAL NUMBER (0001-9999)

PART NUMBER TABLE

MOLEX P/N	LENGTH (M)	AWG
1002971321*	0.32M ± 0.02M	32
1002971322	0.32M ± 0.02M	32
1002971015*	0.5M ± 0.05M	32
1002971016	0.5M ± 0.05M	32
1002971001*	1.0M ± 0.05M	32
1002971003	1.0M ± 0.05M	32
1002971215*	1.5M ± 0.08M	32
1002971216	1.5M ± 0.08M	32
1002971002*	2.0M ± 0.08M	32
1002971004	2.0M ± 0.08M	32
1002971051	0.5M ± 0.05M	30
1002971071	0.75 ± 0.05M	30
1002971101	1.0M ± 0.05M	30
1002971151	1.5M ± 0.08M	30
1002971201	2.0M ± 0.08M	30
1002971251	2.5M ± 0.08M	30
1002971301	3.0M ± 0.08M	30
1002973051	0.5M ± 0.05M	26
1002973071	0.75M ± 0.05M	26
1002973101	1.0M ± 0.05M	26
1002973151	1.5M ± 0.08M	26
1002973201	2.0M ± 0.08M	26
1002973301	3.0M ± 0.08M	26
1002973351	3.5M ± 0.08M	26
1002973401	4.0M ± 0.08M	26
1002973501	5.0M ± 0.08M	26

PART NUMBERS MARKED WITH (*) ARE ONLY UL RECOGNIZED FOR EXTERNAL USE IN CLASS 2 CIRCUITS (UL FILE NUMBER E61522, VOL. 4)

THIS DRAWING CONTAINS INFORMATION THAT IS PROPRIETARY TO MOLEX ELECTRONIC TECHNOLOGIES, LLC AND SHOULD NOT BE USED WITHOUT WRITTEN PERMISSION											
EC NO: 113007 DRWN: DRAMIREZ02 CHKD: GBARDELLA REV APPR: ARAYBURN	2017/01/27	GENERAL TOLERANCES (UNLESS SPECIFIED)	DIMENSION UNITS	SCALE	<p>ZQSFP+ TO ZQSFP+ QSPF28 PASSIVE CABLE ASSEMBLY</p> <p>PRODUCT CUSTOMER DRAWING</p> <p>SERIES: 100297 MATERIAL NUMBER: SEE PN TABLE CUSTOMER: GENERAL MARKET</p> <p>DOCUMENT NUMBER: 1002970001 DOC TYPE: PSD DOC PART: 000 SHEET NUMBER: 3 OF 3</p>						
	2017/02/02	ANGULAR TOL ± 1.0 °	MM	1:1							
	2017/02/06	4 PLACES ±	DRWN BY	DATE							
		3 PLACES ±	KNAGANNA	2016/09/12							
		2 PLACES ± 0.13	CHKD BY	DATE							
		1 PLACE ± 0.25	DRAMIREZ02	2016/09/21							
	0 PLACES ±	APPR BY	DATE								
		ARAYBURN	2016/09/22								
		DRAFT WHERE APPLICABLE MUST REMAIN WITHIN DIMENSIONS	DRAWING SIZE	THIRD ANGLE PROJECTION							
			D								